


Name: .....

**Instructions:** Say the name of each picture. Shade the  under the pictures whose names contain the short sound /o/.







Year 2 Week 9 Day 1

---

Name: .....


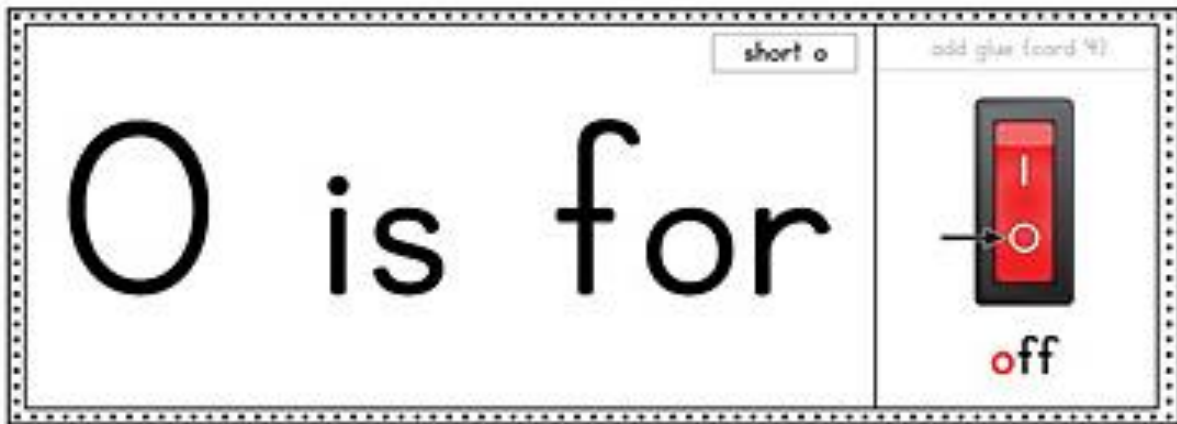
---

**Instructions:** Say the name of each picture. Colour the pictures with the short /o/ sound.



Name: .....

**Instructions:** Say the names of the pictures. Create a booklet with the short /o/ sound.



How to make your /O/ is for Booklet.

Step 1 – Cut out the book template and the smaller pictures.

Step 2- Glue each picture according to the card number.




\_\_\_\_\_

Name: .....

\_\_\_\_\_

**Instructions:** Follow the arrows to form the **uppercase O** and **lowercase o**. Trace then write the letter **Oo**.



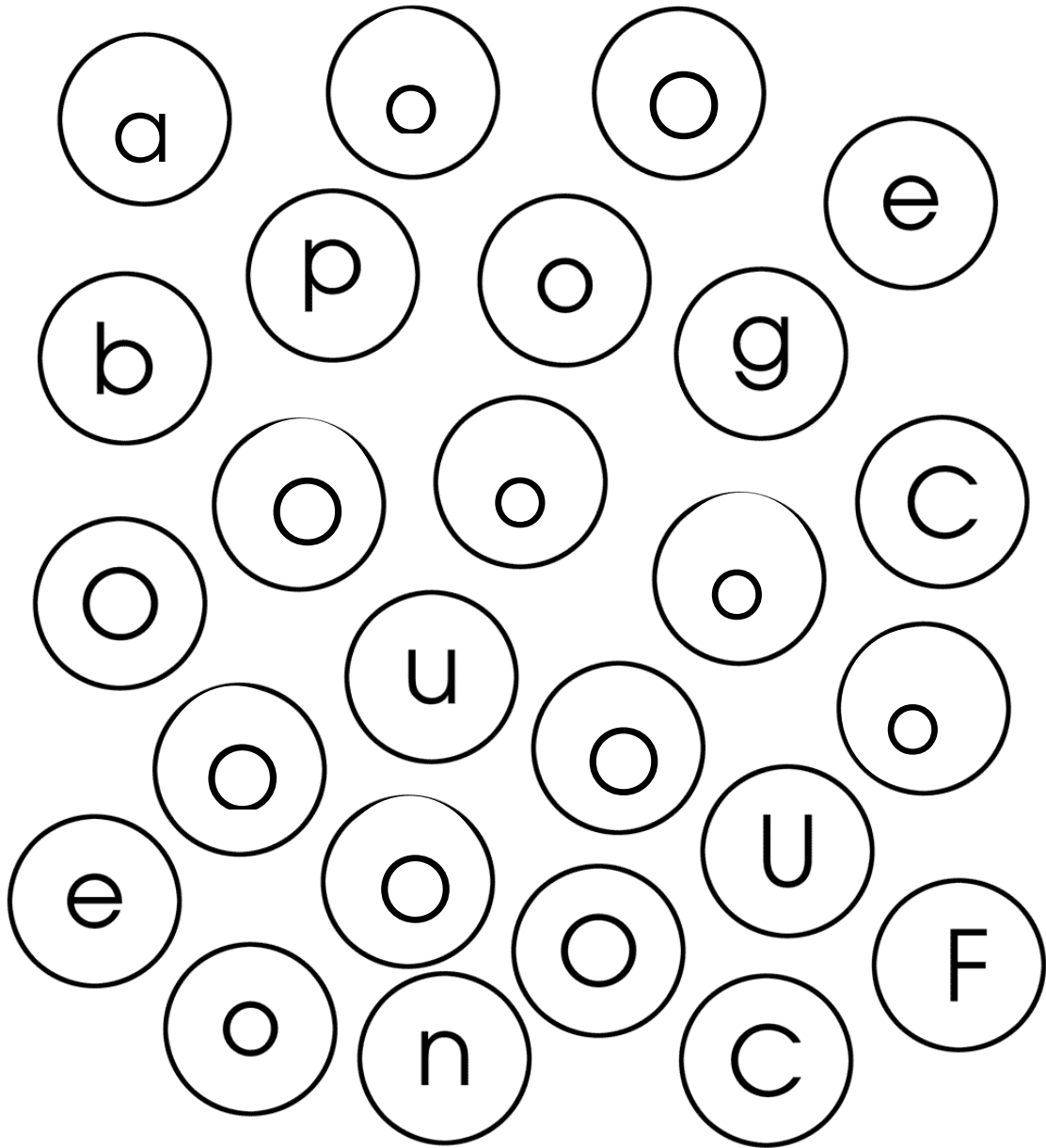
Year 2 Week 9 Day 3

---

Name: .....

---


Instructions: Colour all the letter **O**s blue.



Year 2 Week 9 Day 4

Name: .....

**Instructions:** Read the passage. Identify the words with the short /o/ sound.



**She will mop.**  
**It will pop.**  
**I am at the top!**  
**Do you see the mop?**  
**We like to hop.**

**Instruction:** Answer the questions. Tick the circle next to the correct answer.

1. What will she do?

- Mop
- Run
- Jump






2. The word **hop** rhymes with \_\_\_ and \_\_\_.

- You and do
- Top and pop
- Not and will

**Year 2 Week 9 Day 5**

Name: .....

**Instructions:** Read the word in each row. Circle the correct picture that matches the word. Write the word on your own.

Read it	Circle it	Write it
jog		---
dog		---
hot		---
pot		---
hop		---